



QUALITY IS IN THE HEART

CHEZA MUSIC SCHOOL

OF WHAT WE DO

LESSON 2

Music Theory G2

Quiz: www.chezamusicsschool.co.ke/mtg212

My Music

CONTENTS

Pitch

01

Rhythm 2

03

Rhythm 1

02

Rhythm 3

04

My Music

CONTENTS

Keys & Scales 1

05

Intervals

07

06

Keys & Scales 2

08

Tonic Triads

My Music

CONTENTS

Terms and Signs 09

Terms & Signs for the day:

espressivo - expressive

grazioso - graceful

alla marcia - in the style of a march

molto - very, much

non troppo - not to much

poco, poco a poco - a little; little by little

col, con - with

e, ed - and

ma - but

meno - less

piu - more

senza - without

03

Grade 2

Rhythm Part 2

TRIPLETS

TRIPLETS OVER MULTIPLE BEATS

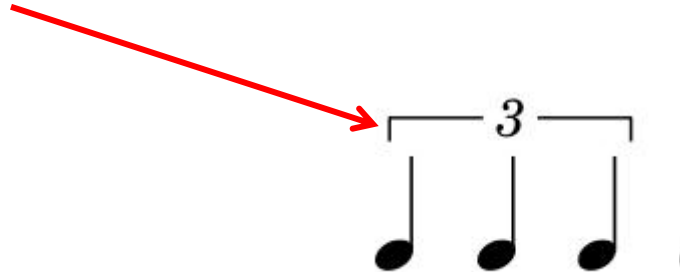
DOTTED RESTS

My Music

Triplets

A **triplet** is a group of three notes that are played in the same amount of time as two non-triplet notes of the same time value

Triplets are shown by a 3, which is added either to **the middle of the beam** or to a **bracket** when the triplet notes aren't beamed together.



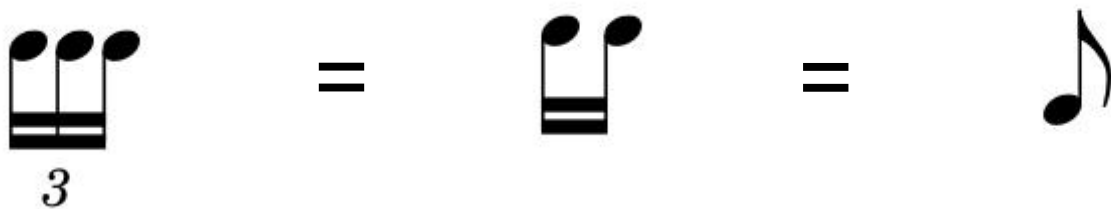
My Music

The notes below are equal to one crotchet.



My Music

The notes below are equal to one quaver.



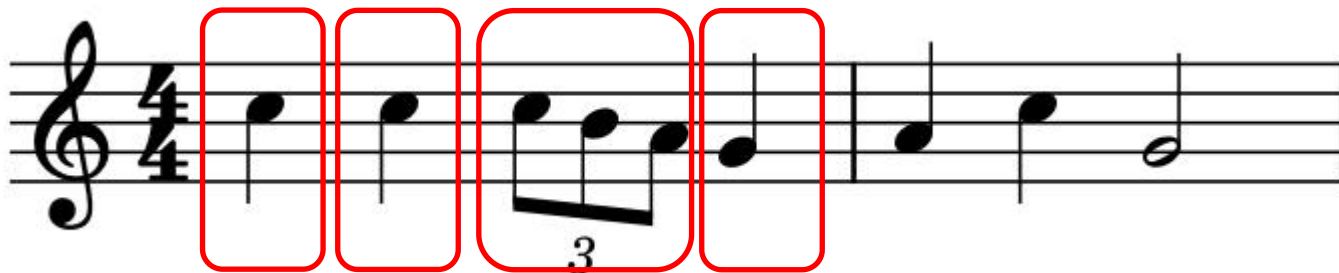
My Music

The notes below are equal to one minim.



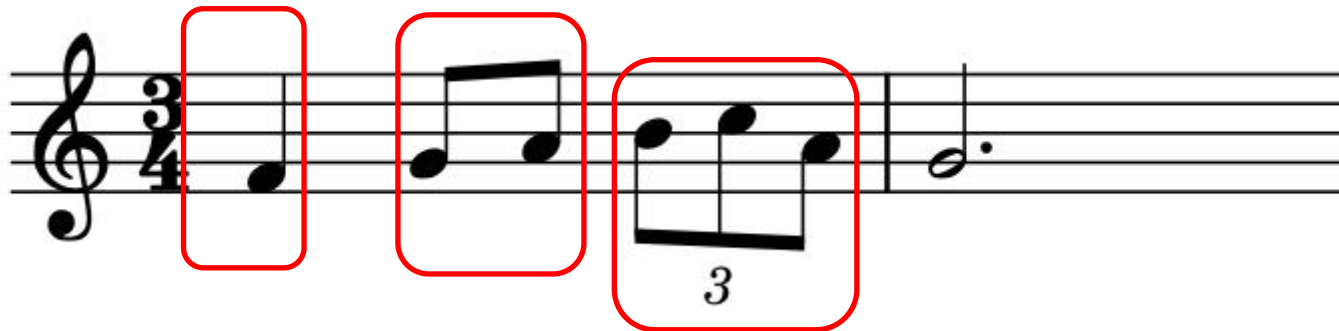
My Music

Triplets in a measure. The triplets here make one beat



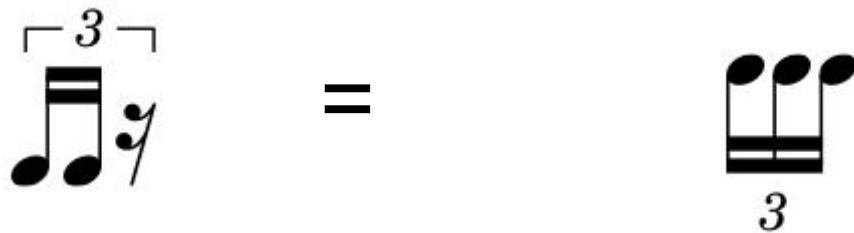
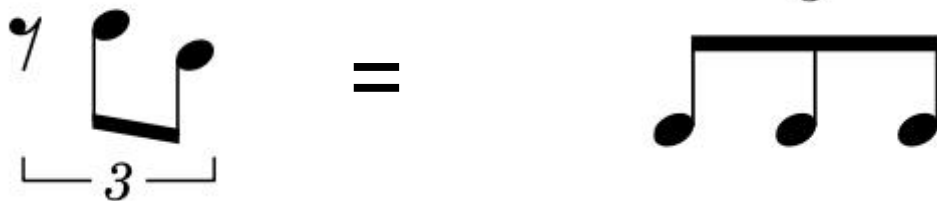
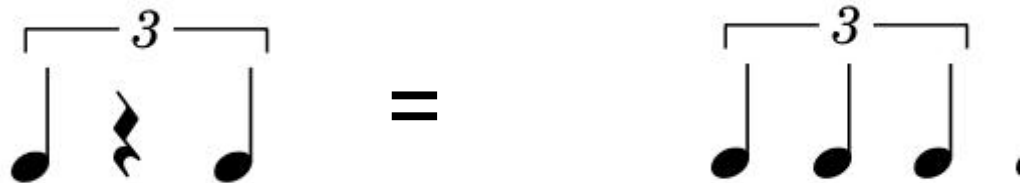
My Music

Triplets in a measure. The triplets here make one beat



My Music

Here are some triplets that include rests



My Music

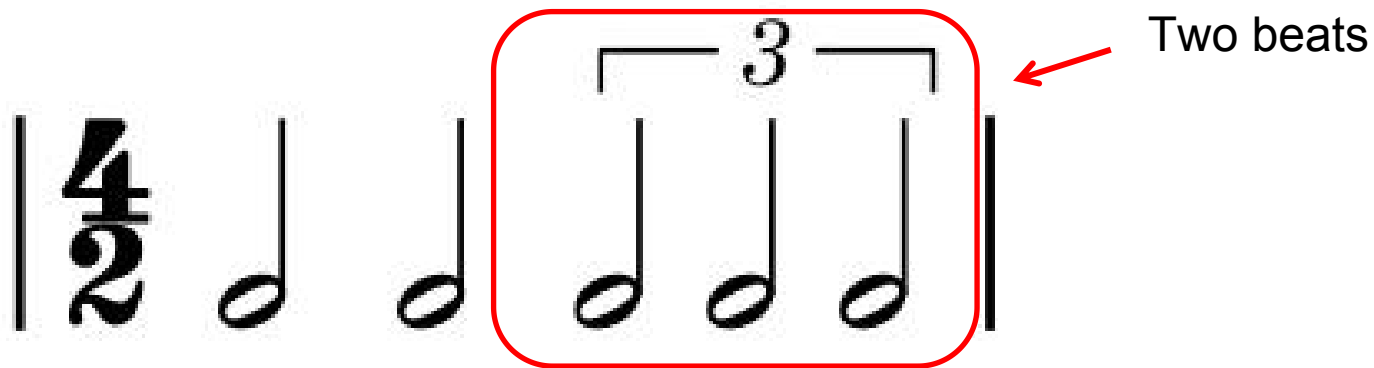
Is the following a complete $\frac{3}{4}$ bar?



My Music

Triplets over multiple beats

Sometimes triplets add up to more than one beat. Below is an example:



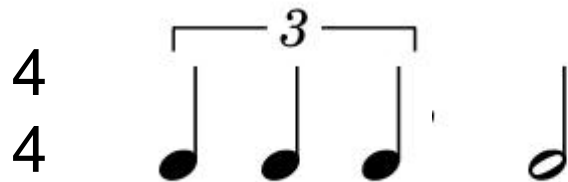
My Music

Is the following a complete $\frac{4}{4}$ bar?



My Music

Is the following a complete $\frac{4}{4}$ bar?



My Music

Analyse the following and note how triplets cover more than a beat.

The image shows two musical staves. The top staff is in 4/4 time and contains a triplet of three eighth notes, followed by a quarter note, a half note, and another quarter note. A red box highlights the triplet, and a red arrow points to it with the text "Two beats". The bottom staff is in 3/2 time and contains a triplet of three quarter notes, followed by a half note and another quarter note. A red box highlights the triplet, and a red arrow points to it with the text "Two beats".

My Music

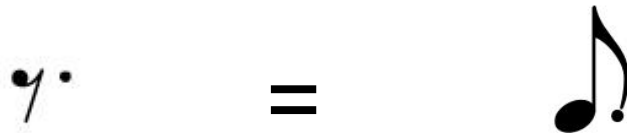
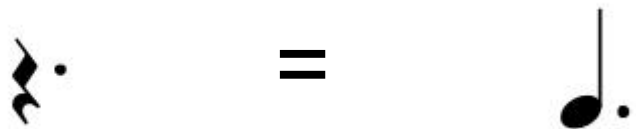
Remember:

A group of **three triplet notes** is always **equal to two non-triplet notes** of the same time value.

My Music


Dotted rests

Dotted rests work in exactly the same way as dotted notes:
a dot after a rest adds on half the value of the rest again.



My Music

Which one rest will be added below to complete the bar?



My Music

Which one rest will be added below to complete the bar?



04

Grade 2

Rhythm Part 3

GROUPING NOTES

GROUPING NOTES ACROSS MULTIPLE BEATS

GROUPING RESTS


My Music

Grouping notes

- We group notes together in order to make **music easier to read**
- In grade 1 we learnt that quaver and semiquavers are joined together with beams. Using beams makes it easier to see **how rhythms fit into the beat**. When **many different time values are being used, grouping is very important**.


My Music

- Quavers and semiquavers can be beamed into beats.
- In time signatures with a **crotchet beat**, they can be **beamed into crotchets**;




My Music

- Quavers can be beamed into beats.
- In time signatures with a **minim beat**, they can be **beamed into minims**



My Music


The following measures are grouped correctly. See how each beat is 'readable'.



3/2

Minim is the beat

This block shows a treble clef with a 3/2 time signature. The first measure contains a minim (half note) with a horizontal line above it, divided into three equal parts by vertical stems. The second measure contains a crotchet (quarter note) followed by a minim (half note). The third measure contains a single minim (half note). Each of these three measures is enclosed in a red rounded rectangular box.



4/4

Crotchet is the beat

This block shows a treble clef with a 4/4 time signature. The first measure contains two crotchets (quarter notes). The second measure contains a crotchet followed by a pair of eighth notes. The third measure contains a crotchet followed by a dotted crotchet. The fourth measure contains two crotchets. Each of these four measures is enclosed in a red rounded rectangular box.

My Music

The following measures are grouped correctly. See how each beat is 'readable'.



Crotchet is the beat



Crotchet is the beat

My Music

The following measures are grouped correctly. See how each beat is 'readable'.



Minim is the beat



Crotchet is the beat

My Music

How should the following measure be grouped?



My Music

How should the following measure be grouped?



My Music

How should the following measure be grouped?



My Music

How should the following measure be grouped?



My Music

How should the following measure be grouped?



My Music

Grouping notes across multiple beats

In $\frac{2}{4}$ and $\frac{3}{4}$, notes can be beamed over multiple beats within a bar


-> Beam quavers that add up to two crotchet beats.



My Music

Grouping notes across multiple beats

In $\frac{4}{4}$, quavers can be beamed in groups of up to four, **but not across the middle of the bar.**



My Music

Grouping notes across multiple beats

In $\frac{3}{8}$, quavers and semiquavers are beamed into bars



My Music

Grouping notes across multiple beats

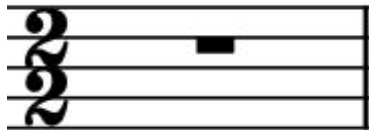

For notes that last longer than a beat, it is not necessary to show each new beat with a new tied note. Avoid using ties within a bar when a single note could be used instead.



My Music

Grouping rests

Use a **single rest** for a **complete bar of silence** in **any time signature**. This will always be a **semibreve rest**.



My Music

Grouping rests

Use a **single rest** when the first or second half or a $\frac{4}{4}$ or $\frac{2}{4}$ is silent.



My Music

Grouping rests

In other circumstances, use one rest for each beat of silence

The image displays three musical staves, each with a red 'X' drawn over it to indicate that the rest notation is incorrect. The first staff is in 3/4 time and shows a quarter note followed by two eighth notes in the first measure, and a quarter note followed by a whole rest in the second measure. The second staff is in 2/4 time and shows a quarter note followed by an eighth rest and an eighth note in the first measure, a quarter note followed by an eighth rest and an eighth note in the second measure, and a quarter note followed by two eighth rests in the third measure. The third staff is in 4/4 time and shows a quarter note followed by two eighth notes in the first measure, a quarter note followed by a whole rest in the second measure, and a quarter note in the third measure.



QUALITY IS IN THE HEART

CHEZA MUSIC SCHOOL

OF WHAT WE DO

Thank you, Friends

Quiz: www.chezamusicsschool.co.ke/mtg212